

**Get Ready To Be the Start
Tennis Rackets
Manufacturing Business**

**Start Tennis Rackets
Manufacturing Business**

www.niir.org
www.entrepreneurindia.co



www.niir.org

www.entrepreneurindia.co



npcs
ISO 9001 : 2015 CERTIFIED COMPANY

npcs
ISO 9001 : 2015 CERTIFIED COMPANY



INTRODUCTION



A tennis racket is a sport implement used to hit a tennis ball in a game of tennis. Traditionally, it comprises a handle, connected to a curved arch of strings that is strung with gut or synthetic cord and struck with wooden or hollow aluminum balls. Modern technology has introduced carbon fibre as a string material as well as other materials for frames. In addition to their use in tennis, rackets are also used in squash, badminton, and table tennis.

USES/APPLICATIONS

The main uses of a tennis racket are for serving, volley and stroking. The grip, or handle, gives players a solid grip on their rackets when in use. The strings are strung across a frame using tightly wound strands of nylon string that form an oval shape known as a head,

Visit this Page for More Information: [Start a Best Small, Medium and Large Scale Business Opportunities](#)



which is designed to produce pockets of air to propel the ball at different speeds. These pockets of air make it possible for players to get both an offensive and defensive type spin on their shots. Players can even add top-spin or back-spin to their shots with certain types of rackets.

Read Similar Articles: [BUSINESS PLAN](#)



MANUFACTURING PROCESS

The production method for tennis rackets is similar to that of the majority of other manufacturing processes. A good supplier will first deliver pre-cut timber blanks or boards to manufacturers. After leaving space for holes to attach strings and apply grips, the producer utilizes a CNC machine to cut out handle shapes. Prior to adding the face of each racket with glue or adhesive foam, holes are first drilled in appropriate places after cutting. Then, each racket's rough edges are smoothed off on both sides using a sanding machine. Finally, paint and decals are applied by machines.



Machinery Photographs



BENEFITS OF STARTING TENNIS RACKET MANUFACTURING BUSINESS

Tennis is a great game for both kids and adults, so it's no surprise that some people decide to start a business making tennis equipment. Owning a tennis racket manufacturing business can have many benefits.

Business Plan: [Tennis Rackets Manufacturing Business](#)



There are lots of benefits of starting your own racket manufacturing business. One is that you can craft your own designs and make money from them if they take off and sell well. Another is that you can do it with little to no startup costs because all of your tools (except for materials) are very cheap compared to other businesses like restaurants or shops.

Read our Books Here: [Startup Books For Entrepreneurs, Small Scale Industry \(SSI\) Business Ideas, Hi-Tech Projects, Self-Employment, Women Entrepreneurship, Home Businesses, Profitable Small & Cottage Industries, Books On Startup Business Plan](#)





GLOBAL MARKET OUTLOOK

Tennis Racquet Market size was valued at US\$ 485.53 MN. In 2021 and the total Tennis Racquet revenue is expected to grow at 8.30 % through 2022 to 2027, reaching nearly US\$ 783.41 MN. Increasing youth engagement in sports and recreational activities, as well as the rising personal disposable income, are the primary drivers driving the market growth.

Related Feasibility Study Reports: [Sports Equipment, Fitness Goods, Sports Goods, Smart Sports Equipment, Game and Protective Equipment](#)



Rising awareness about importance of sports in maintaining health and fitness has been increasing the participation rate of tennis over the world. This factor is driving the market growth.

Watch other Informative Videos: [Business Opportunities at Central India, Central India States Startup Ideas, and Profitable Business Ideas](#)

Key Players


- **YONEX Co., Ltd.**
- **Sumitomo Rubber Industries, Ltd.**
- **HEAD**
- **Babolat**
- **Amer Sports**
- **GAMMA Sports**
- **PACIFIC Holding GmbH**
- **Maus Frères SA**
- **Authentic Brands Group LLC**
- **Freewill Infrastructures Pvt. Ltd.**

PROJECT AT A GLANCE

COST OF PROJECT
MEANS OF FINANCE

Particulars	Existing	Proposed	Total	Particulars	Existing	Proposed	Total
Land & Site Development Exp.	0.00	55.00	55.00	Capital	0.00	86.37	86.37
Buildings	0.00	82.40	82.40	Share Premium	0.00	0.00	0.00
Plant & Machineries	0.00	81.00	81.00	Other Type Share Capital	0.00	0.00	0.00
Motor Vehicles	0.00	8.00	8.00	Reserves & Surplus	0.00	0.00	0.00
Office Automation Equipments	0.00	29.00	29.00	Cash Subsidy	0.00	0.00	0.00
Technical Knowhow Fees & Exp.	0.00	5.00	5.00	Internal Cash Accruals	0.00	0.00	0.00
Franchise & Other Deposits	0.00	0.00	0.00	Long/Medium Term Borrowings	0.00	259.12	259.12
Preliminary& Pre-operative Exp	0.00	5.00	5.00	Debentures / Bonds	0.00	0.00	0.00
Provision for Contingencies	0.00	7.60	7.60	Unsecured Loans/Deposits	0.00	0.00	0.00
Margin Money - Working Capital	0.00	72.50	72.50				
TOTAL	0.00	345.50	345.50	TOTAL	0.00	345.50	345.50

Year	Annualised		Book Value	Debt	Dividend	Retained Earnings		Payout	Probable Market Price	P/E Ratio	Yield Price/ Book Value
	EPS	CEPS	Per Share	Per Share	Per Share					No.of Times	
	`	`	`	`	`	%	`	%	`		%
1-2	6.19	9.23	16.19	24.00	0.00	100.00	6.19	0.00	6.19	1.00	0.00
2-3	9.49	12.14	25.67	18.00	0.00	100.00	9.49	0.00	9.49	1.00	0.00
3-4	12.72	15.04	38.39	12.00	0.00	100.00	12.72	0.00	12.72	1.00	0.00
4-5	15.76	17.80	54.15	6.00	0.00	100.00	15.76	0.00	15.76	1.00	0.00
5-6	18.58	20.37	72.72	0.00	0.00	100.00	18.58	0.00	18.58	1.00	0.00

Year	D. S. C. R.			Debt / - Deposits Debt	Equity as-Equity	Total Net Worth	Return on Net Worth	Profitability Ratio					Assets Turnover Ratio	Current Ratio
	Individual	Cumulative	Overall					GPM	PBT	PAT	Net Contribution	P/V Ratio		
	(Number of times)			(Number of times)		%	%	%	%	%	%			
Initial				3.00	3.00									
1-2	1.37	1.37		1.48	1.48	4.27		5.46%	2.91%	1.97%	482.96	17.79%	3.70	1.11
2-3	1.75	1.55		0.70	0.70	2.73		6.25%	3.99%	2.59%	525.54	16.60%	3.85	1.20
3-4	2.19	1.75	2.18	0.31	0.31	1.86		6.77%	4.75%	3.03%	599.72	16.57%	3.83	1.32
4-5	2.69	1.96		0.11	0.11	1.35		7.11%	5.27%	3.34%	673.89	16.55%	3.72	1.45
5-6	3.25	2.18		0.00	0.00	1.02		7.30%	5.61%	3.55%	748.07	16.54%	3.57	1.71

BEP**BEP - Maximum Utilisation Year****5****Cash BEP (% of Installed Capacity)****63.18%****Total BEP (% of Installed Capacity)****65.25%****IRR, PAYBACK and FACR****Internal Rate of Return .. (In %age)****29.65%****Payback Period of the Project is (In Years)****2 Years 3 Months****Fixed Assets Coverage Ratio (No. of times)****25.765**



Major Queries/Questions Answered in Business Plan

- 1. How has the Tennis Rackets Manufacturing Business performed so far and how will it perform in the coming years?**
- 2. What is the Tennis Rackets Manufacturing Business Feasibility Study of the Plant?**
- 3. What are the requirements of Working Capital for setting up the Tennis Rackets Manufacturing Business?**
- 4. What is the structure of the Tennis Rackets Manufacturing Business and who are the key/major players?**



- 5. What is the total Startup cost for setting up the Tennis Rackets Manufacturing Business?**
- 6. What are the operating costs for setting up the Tennis Rackets Manufacturing Business?**
- 7. What are the machinery and equipment requirements for setting up the Tennis Rackets Manufacturing Business?**
- 8. Who are the Suppliers and Manufacturers of Plant & Machinery for setting up the Tennis Rackets Manufacturing Business?**
- 9. What are the requirements of raw material for setting up the Tennis Rackets Manufacturing Business?**

10. Who are the Suppliers and Manufacturers of Raw materials for setting up the Tennis Rackets Manufacturing Business?

11. What is the Manufacturing Process of the Tennis Rackets Manufacturing Business?

12. What is the total size of land required for setting up the Tennis Rackets Manufacturing Business?


13. What will be the income and expenditures for the Tennis Rackets Manufacturing Business?



14. What are the Projected Balance Sheets of the Tennis Rackets Manufacturing Business?

15. What will be the income and expenditures for the Tennis Rackets Manufacturing Business?

16. What are the Projected Balance Sheets of the Tennis Rackets Manufacturing Business?



- 15. What are the requirement of utilities and overheads for setting up the Tennis Rackets Manufacturing Business?**
- 16. What is the Built up Area Requirement and cost for setting up the Tennis Rackets Manufacturing Business?**
- 17. What are the Personnel (Manpower) Requirements for setting up the Tennis Rackets Manufacturing Business?**
- 18. What are Statistics of Import & Export for the Tennis Rackets Manufacturing Business?**
- 19. What is the time required to break-even Tennis Rackets Manufacturing Business?**




20. What is the Break-Even Analysis of the Tennis Rackets Manufacturing Business?

21. What are the Project financials of the Tennis Rackets Manufacturing Business?

22. What are the Profitability Ratios of the Tennis Rackets Manufacturing Business?

23. What is the Sensitivity Analysis-Price/Volume of the Tennis Rackets Manufacturing Business?



20. What are the Projected Pay-Back Period and IRR of the Tennis Rackets Manufacturing Business?

21. What is the Process Flow Sheet Diagram of the Tennis Rackets Manufacturing Business?

22. What are the Market Opportunities for setting up the Tennis Rackets Manufacturing Business?

23. What is the Market Study and Assessment for setting up the Tennis Rackets Manufacturing Business?

24. What is the Plant Layout for setting up the Tennis Rackets Manufacturing Business?



TAGS

**#BusinessIdeas #StartupBusinessIdea
#EntrepreneurIndia #NPCSProjects #Startup #Business
#BusinessConsultant #ProjectReport #BusinessPlan
#BusinessIdeas #ManufacturingBusinessIdeas
#BusinessOpportunities #BusinessGrowth
#TennisRackets #TennisRacketsProduction
#TennisRacketsManufacturing
#TennisRacketsPlant #TennisRacketsBusiness
#MostProfitableBusiness #Startup**

TABLE OF CONTENTS



1. PROFILE & GEOTECHNICAL SITE CHARACTERIZATION

- 1. Physical Characteristics***
- 2. Languages and Culture***
- 3. Climate & Rainfall***
- 4. Map***
- 5. Economy & Industry***
- 6. Transportation and Communications***

2. INTRODUCTION

3. TENNIS RACKET SPECIFICATIONS

- 1. Racket Head Size***
- 2. Tennis Racket Weight***
- 3. String Pattern***
- 4. Balance***



4.PRODUCT DESCRIPTION

5.TENNIS RACKET TESTING

6.B.I.S. SPECIFICATIONS

1.IS 414: 1965 (Reaffirmed Year: 2012) Guts for Tennis, Badminton and Squash Rackets

2.IS 827: 1966 (Reaffirmed Year: 2012) Sinew Guts for Tennis and Badminton Rackets

3.IS 830: 1985 (Reaffirmed Year: 2012) Tennis Racket Frames

7.MARKET SURVEY

1.Tennis Racket Market

2.Tennis Racket Market Drivers

3.Global Tennis Racket Market

••••• **1. Analysis and Forecast by Sales Channel**

••••• **2. Competition Analysis**

3. Competitive Benchmarking

4. MARKET TRENDS, DRIVERS, RESTRAINTS, AND OPPORTUNITIES

8. EXPORT & IMPORT: ALL COUNTRIES

1. EXPORT: ALL COUNTRIES

2. IMPORT: ALL COUNTRIES

9. FINANCIALS & COMPARISON OF MAJOR INDIAN PLAYERS/COMPANIES

1. ABOUT FINANCIAL STATEMENTS OF CMIE DATABASE

2. PROFITS & APPROPRIATIONS

3. TOTAL LIABILITIES

4. TOTAL ASSETS

5. NET CASH FLOW FROM OPERATING ACTIVITIES

6. SECTION – I

- **1. Name of Company with Contact Details**
- **2. Name of Director(S)**
- **3. Name of Director(S)**
- **4. Plant Capacity**
- **5. Location of Plant**
- **6. Name of Raw Material(S) Consumed with Quantity & Cost**

7. SECTION – II

- 1. Assets**
- 2. Cash Flow**
- 3. Cost as %ge of Sales**
- 4. Growth in Assets & Liabilities**
- 5. Growth in Income & Expenditure**
- 6. Income & Expenditure**
- 7. Liabilities**
- 8. Liquidity Ratios**

••••• **9. Profitability Ratio**

••••• **10. Profits**

••••• **11. Return Ratios**

12. Structure of Assets & Liabilities (%)

13. Working Capital & Turnover Ratios

10. COMPANY PROFILE OF MAJOR PLAYER

11. EXPORT & IMPORT STATISTICS OF INDIA

1. EXPORT STATISTICS OF TENNIS RACKET

2. IMPORT STATISTICS OF TENNIS RACKET

12. RAW MATERIAL DETAILS

13. PRESENT MANUFACTURERS

14. MANUFACTURING PROCESS

1. ENGINEERING DESIGN

2. TESTING THE TENNIS RACKET



15. PROCESS FLOW DIAGRAM

16. BEST TENNIS RACKET BRANDS IN INDIA

17. BUYER'S LIST

1. CONTACT DETAILS OF BUYER'S

2. NAME OF DIRECTOR(S)

3. PLANT CAPACITY

4. CREDIT RATINGS

5. COMPANY WISE CONSUMPTION DETAIL OF THE RAW MATERIALS

18. SUPPLIERS OF PLANT & MACHINERY

19. SUPPLIERS OF RAW MATERIAL



20. PHOTOGRAPHS/IMAGES FOR REFERENCE

1. MACHINERY PHOTOGRAPHS

2. RAW MATERIAL PHOTOGRAPHS

3. PRODUCT PHOTOGRAPHS

21. PLANT LAYOUT



Financial Statements of the Business

Project at a Glance	Annexure
• Assumptions for Profitability workings	1
• Plant Economics.....	2
• Production Schedule.....	3
• Land & Building.....	4
Factory Land & Building	
Site Development Expenses	

- **Plant & Machinery.....5**
 - Indigenous Machineries**
 - Other Machineries (Miscellaneous, Laboratory etc.)**

- **Other Fixed Assets.....6**
 - Furniture & Fixtures**
 - Pre-operative and Preliminary Expenses**
 - Technical Knowhow**
 - Provision of Contingencies**

- **Working Capital Requirement Per Month.....7**
 - Raw Material**
 - Packing Material**
 - Lab & ETP Chemical Cost**
 - Consumable Store**

- **Overheads Required Per Month and Per Annum.....8**
Utilities & Overheads (Power, Water and Fuel Expenses etc.)
Royalty and Other Charges
Selling and Distribution Expenses
- **Salary and Wages9**
- **Turnover Per Annum10**
- **Share Capital.....11**
Equity Capital
Preference Share Capital

- **Annexure 1 :: Cost of Project and Means of Finance**

- **Annexure 2 :: Profitability and Net Cash Accruals**
 - **Revenue/Income/Realisation**
 - **Expenses/Cost of Products/Services/Items**
 - **Gross Profit**
 - **Financial Charges**
 - **Total Cost of Sales**
 - **Net Profit After Taxes**
 - **Net Cash Accruals**

- **Annexure 3 :: Assessment of Working Capital requirements**

Current Assets

Gross Working Capital

Current Liabilities

Net Working Capital

Working Note for Calculation of Work-in-process

- **Annexure 4 :: Sources and Disposition of Funds**

- **Annexure 5 :: Projected Balance Sheets**

- ROI (Average of Fixed Assets)
- RONW (Average of Share Capital)
- ROI (Average of Total Assets)

- **Annexure 6 :: Profitability Ratios**

- D.S.C.R
- Earnings Per Share (EPS)
- Debt Equity Ratio

- **Annexure 7 :: Break-Even Analysis**
 - **Variable Cost & Expenses**
 - **Semi-Variable/Semi-Fixed Expenses**
 - **Profit Volume Ratio (PVR)**
 - **Fixed Expenses / Cost**
 - **B.E.P**

- **Annexure 8 to 11 :: Sensitivity Analysis-Price/Volume**

- **Resultant N.P.B.T**
- **Resultant D.S.C.R**
- **Resultant PV Ratio**
- **Resultant DER**
- **Resultant ROI**
- **Resultant BEP**

- **Annexure 12 :: Shareholding Pattern and Stake Status**
 - **Equity Capital**
 - **Preference Share Capital**
- **Annexure 13 :: Quantitative Details-Output/Sales/Stocks**
 - **Determined Capacity P.A of Products/Services**
 - **Achievable Efficiency/Yield % of Products/Services/Items**
 - **Net Usable Load/Capacity of Products/Services/Items**
 - **Expected Sales/ Revenue/ Income of Products/ Services/ Items**

- **Annexure 14** :: **Product wise Domestic Sales Realisation**
- **Annexure 15** :: **Total Raw Material Cost**
- **Annexure 16** :: **Raw Material Cost per unit**
- **Annexure 17** :: **Total Lab & ETP Chemical Cost**
- **Annexure 18** :: **Consumables, Store etc.**
- **Annexure 19** :: **Packing Material Cost**
- **Annexure 20** :: **Packing Material Cost Per Unit**

- **Annexure 21** :: **Employees Expenses**
- **Annexure 22** :: **Fuel Expenses**
- **Annexure 23** :: **Power/Electricity Expenses**
- **Annexure 24** :: **Royalty & Other Charges**
- **Annexure 25** :: **Repairs & Maintenance Expenses**
- **Annexure 26** :: **Other Manufacturing Expenses**
- **Annexure 27** :: **Administration Expenses**
- **Annexure 28** :: **Selling Expenses**

- **Annexure 29 :: Depreciation Charges – as per Books (Total)**
- **Annexure 30 :: Depreciation Charges – as per Books (P & M)**
- **Annexure 31 :: Depreciation Charges - as per IT Act WDV (Total)**
- **Annexure 32 :: Depreciation Charges - as per IT Act WDV (P & M)**
- **Annexure 33 :: Interest and Repayment - Term Loans**
- **Annexure 34 :: Tax on Profits**
- **Annexure 35 :: Projected Pay-Back Period and IRR**



For more Business Plans and further details, visit at:

[Project Reports & Profiles](#)

[BOOKS & DATABASES](#)

[Market Research Report](#)

Must Visit Links

Looking for a Startup Consulting Services, [Click Here](#)

Start a Business in Africa, [Click Here](#)

Start a Business in India, [Click Here](#)

Start a Business in Middle East, [Click Here](#)

Start a Business in Asia, [Click Here](#)


Start a Business in Potential Countries for Doing Business, [Click Here](#)

Best Industry for Doing Business, [Click Here](#)

Business Ideas with Low, Medium & High Investment, [Click Here](#)

Looking for Most Demandable Business Ideas for Startups, [Click Here](#)

Reasons for Buying Our Business Plan

- 
- ✓ **The Business Plan helps you to identify a profitable project for investing or diversifying into by throwing light to crucial areas like industry size, market potential of the product and reasons for investing in the product**
 - ✓ **This Business Plan provides vital information on the product like it's characteristics and segmentation**
 - ✓ **This Business Plan helps you market and place the product correctly by identifying the target customer group of the product**

- ✓ **This Business Plan helps you understand the viability of the project by disclosing details like machinery required, project costs and snapshot of other project financials**
- ✓ **The Business Plan provides a glimpse of government regulations applicable on the industry**
- ✓ **The Business Plan provides forecasts of key parameters which helps anticipate the industry performance and make sound business decisions**

Our Approach

- **Our research reports broadly cover Indian markets, present analysis, outlook and forecast for a period of five years.**
- **The market forecasts are developed on the basis of secondary research and are cross-validated through interactions with the industry players**
- **We use reliable sources of information and databases. And information from such sources is processed by us and included in the report**

How to Choose The Right Business For You?

Free Instant Online Project Identification and Selection Service

Our Team has simplified the process for you by providing a "Free Instant Online Project Identification & Selection" search facility to identify Businesses based on multiple search parameters related to project costs namely: Plant & Machinery Cost, Total Capital Investment, Cost of the project, Rate of Return% (ROR) and Break Even Point % (BEP). You can sort the Business Ideas on the basis of mentioned pointers and identify a suitable Business Plan matching your investment requisites.....[Read more](#)

[Download Complete List of Project Reports](#)

- [Detailed Project Reports](#)

Visit:- <https://www.entrepreneurindia.co/complete-project-list>

NPCS is manned by engineers, planners, specialists, financial experts, economic analysts and design specialists with extensive experience in the related industries.

Our Market Survey cum Detailed Techno Economic Feasibility Report provides an insight of market in India. The report assesses the market sizing and growth of the Industry. While expanding a current business or while venturing into new business, entrepreneurs are often faced with the dilemma of zeroing in on a suitable product/line.

And before diversifying/venturing into any product, they wish to study the following aspects of the identified product:

- **Good Present/Future Demand**
- **Export-Import Market Potential**
- **Raw Material & Manpower Availability**
- **Project Costs and Payback Period**

The Business Plan covers all aspect of business, from analyzing the market, confirming availability of various necessities such as Manufacturing Plant, Detailed Project Report, Profile, Business Plan, Industry Trends, Market Research, Survey, Manufacturing Process, Machinery, Raw Materials, Feasibility Study, Investment Opportunities, Cost and Revenue, Plant Economics, Production Schedule,

Working Capital Requirement, uses and applications, Plant Layout, Project Financials, Process Flow Sheet, Cost of Project, Projected Balance Sheets, Profitability Ratios, Break Even Analysis. The DPR (Detailed Project Report) is formulated by highly accomplished and experienced consultants and the market research and analysis are supported by a panel of experts and digitalized data bank.

We at NPCS, through our reliable expertise in the project consultancy and market research field, have demystified the situation by putting forward the emerging business opportunity in India along with its business prospects.....[Read more](#)

A trusted and leading name in the industry, we have been putting forth exceptionally integrated and comprehensive technical consultancy services. We believe that project consultancy serves as a critical element for the success of your projects. Moreover, we keep in mind that no client is the same and nor are the requirements. Therefore, we ensure uniqueness in every service you avail from us.

What do we offer?

- **Selection of Right Business Ideas For You (Project Identification)**
- **Detailed Project Reports/Pre-feasibility Reports**
- **Market Research Reports**
- **Business Plan**
- **Technology Books and Directory**
- **Industry Trend**
- **Databases on CD-ROM**
- **Laboratory Testing Services**
- **Turnkey Project Consultancy/Solutions**
- **Entrepreneur India (An Industrial Monthly Journal)**

How are we different ?

- We have two decades long experience in project consultancy and market research field
- We empower our customers with the prerequisite know-how to take sound business decisions
- We help catalyze business growth by providing distinctive and profound market analysis
- We serve a wide array of customers , from individual entrepreneurs to Corporations and Foreign Investors
- We use authentic & reliable sources to ensure business precision

Who do we Serve?

- Public-sector Companies
- Corporates
- Government Undertakings
- Individual Entrepreneurs
- NRI's
- Foreign Investors
- Non-profit Organizations, NBFC's
- Educational Institutions
- Embassies & Consulates
- Consultancies
- Industry / trade associations

Our Approach

Requirement collection

Thorough analysis of the project

Economic feasibility study of the Project

Market potential survey/research

Report Compilation

- Ayurvedic And Herbal Medicines, Herbal Cosmetics
- Alcoholic And Non Alcoholic Beverages, Drinks
- Adhesives, Industrial Adhesive, Sealants, Glues, Gum & Resin
- Activated Carbon & Activated Charcoal
- Aluminium And Aluminium Extrusion Profiles & Sections,
- Bio-fertilizers And Biotechnology
- Breakfast Snacks And Cereal Food
- Bicycle Tyres & Tubes, Bicycle Parts, Bicycle Assembling
- Bamboo And Cane Based Projects
- Building Materials And Construction Projects
- Biodegradable & Bioplastic Based Projects
- Chemicals (Organic And Inorganic)
- Confectionery, Bakery/Baking And Other Food
- Cereal Processing
- Coconut And Coconut Based Products
- Cold Storage For Fruits & Vegetables
- Coal & Coal Byproduct
- Copper & Copper Based Projects

- Dairy/Milk Processing
- Disinfectants, Pesticides, Insecticides, Mosquito Repellents,
- Electrical, Electronic And Computer based Projects
- Essential Oils, Oils & Fats And Allied
- Engineering Goods
- Fibre Glass & Float Glass
- Fast Moving Consumer Goods
- Food, Bakery, Agro Processing
- Fruits & Vegetables Processing
- Ferro Alloys Based Projects
- Fertilizers & Biofertilizers
- Ginger & Ginger Based Projects
- Herbs And Medicinal Cultivation And Jatropha (Biofuel)
- Hotel & Hospitality Projects
- Hospital Based Projects
- Herbal Based Projects
- Inks, Stationery And Export Industries
- Infrastructure Projects
- Jute & Jute Based Products

- Leather And Leather Based Projects
- Leisure & Entertainment Based Projects
- Livestock Farming Of Birds & Animals
- Minerals And Minerals
- Maize Processing(Wet Milling) & Maize Based Projects
- Medical Plastics, Disposables Plastic Syringe, Blood Bags
- Organic Farming, Neem Products Etc.
- Paints, Pigments, Varnish & Lacquer
- Paper And Paper Board, Paper Recycling Projects
- Printing Inks
- Packaging Based Projects
- Perfumes, Cosmetics And Flavours
- Power Generation Based Projects & Renewable Energy Based Projects
- Pharmaceuticals And Drugs
- Plantations, Farming And Cultivations
- Plastic Film, Plastic Waste And Plastic Compounds
- Plastic, PVC, PET, HDPE, LDPE Etc.

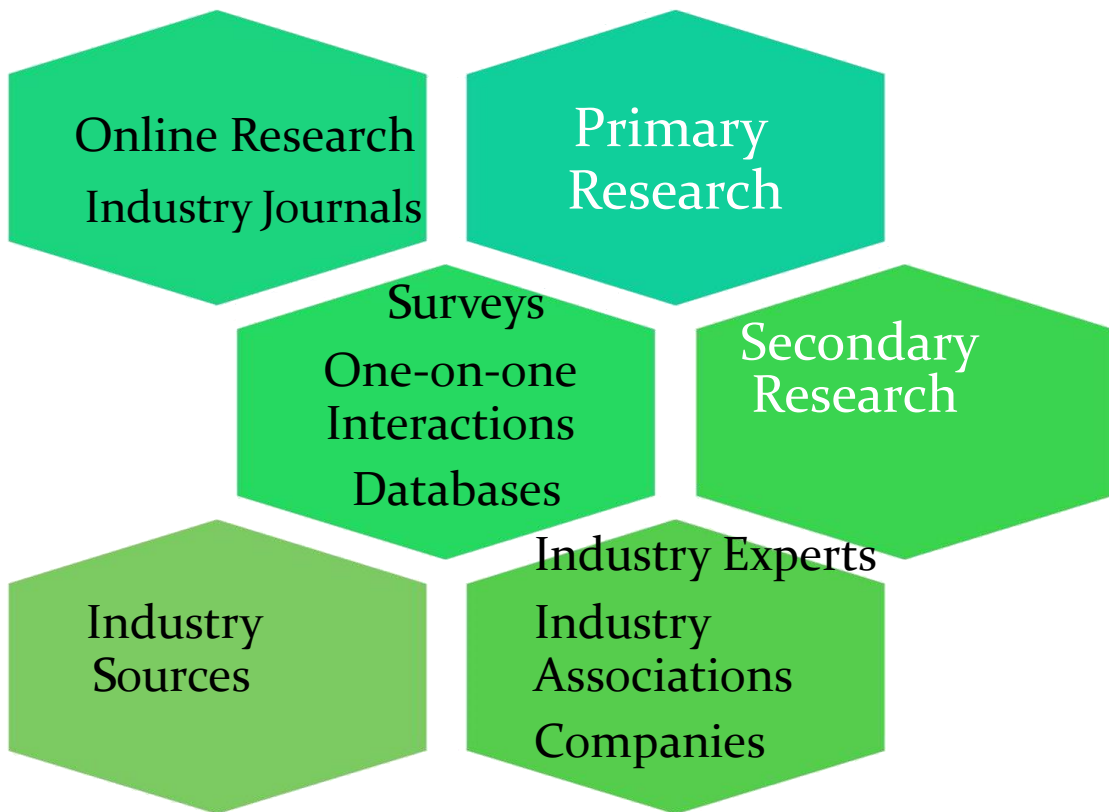
- Potato And Potato Based Projects
- Printing And Packaging
- Real Estate, Leisure And Hospitality
- Rubber And Rubber Products
- Soaps And Detergents
- Stationary Products
- Spices And Snacks Food
- Steel & Steel Products
- Textile Auxiliary And Chemicals
- Township & Residential Complex
- Textiles And Readymade Garments
- Waste Management & Recycling
- Wood & Wood Products
- Water Industry(Packaged Drinking Water & Mineral Water)
- Wire & Cable

- To get a detailed scenario of the industry along with its structure and classification
- To provide a comprehensive analysis of the industry by covering aspects like:
 - Growth drivers of the industry
 - Latest market trends
 - Insights on regulatory framework
 - SWOT Analysis
 - Demand-Supply Situation
 - Foreign Trade
 - Porters 5 Forces Analysis
- To provide forecasts of key parameters which helps to anticipate the industry performance
- To help chart growth trajectory of a business by detailing the factors that affect the industry growth
- To help an entrepreneur/manager in keeping abreast with the changes in the industry
- To evaluate the competitive landscape of the industry by detailing:
 - Key players with their market shares
 - Financial comparison of present players

- Venturist/Capitalists
- Entrepreneur/Companies
- Industry Researchers
- Investment Funds
- Foreign Investors, NRI's
- Project Consultants/Chartered Accountants
- Banks
- Corporates

[Click here for list](#)

Data Sources



Scope & Coverage



✧ Our research team comprises of experts from various financial fields:

✧ MBA's

✧ Industry Researchers

✧ Financial Planners

✧ Research veterans with decades of experience



Visit us at



www.entrepreneurindia.co



www.niir.org

**Take a look at
NIIR PROJECT CONSULTANCY SERVICES
on #Street View**

[google-street-view](#)

**Locate us on
[Google Maps](#)**



AN ISO 9001 : 2015 CERTIFIED COMPANY

NIIR PROJECT CONSULTANCY SERVICES

Entrepreneur India

Contact us

NIIR PROJECT CONSULTANCY SERVICES

Entrepreneur India

106-E, Kamla Nagar, Opp. Mall ST,
New Delhi-110007, India.

Email: npcs.ei@gmail.com , info@entrepreneurindia.co

Tel: +91-11-23843955, 23845654, 23845886

Mobile: +91-9097075054, 8800733955

Fax: +91-11-23845886

Website : www.entrepreneurindia.co , www.niir.org

Take a look at **NIIR PROJECT CONSULTANCY SERVICES** on #StreetView

[google-street-view](https://www.google.com/maps/@28.628944,77.030151,15z)

Follow us



<https://www.linkedin.com/company/niir-project-consultancy-services>



<https://www.facebook.com/NIIR.ORG>



<https://www.youtube.com/user/NIIRproject>



https://twitter.com/npcs_in



<https://www.pinterest.com/npcsindia/>

THANK YOU

For more information, visit us at:

www.entrepreneurindia.co

www.niir.org

